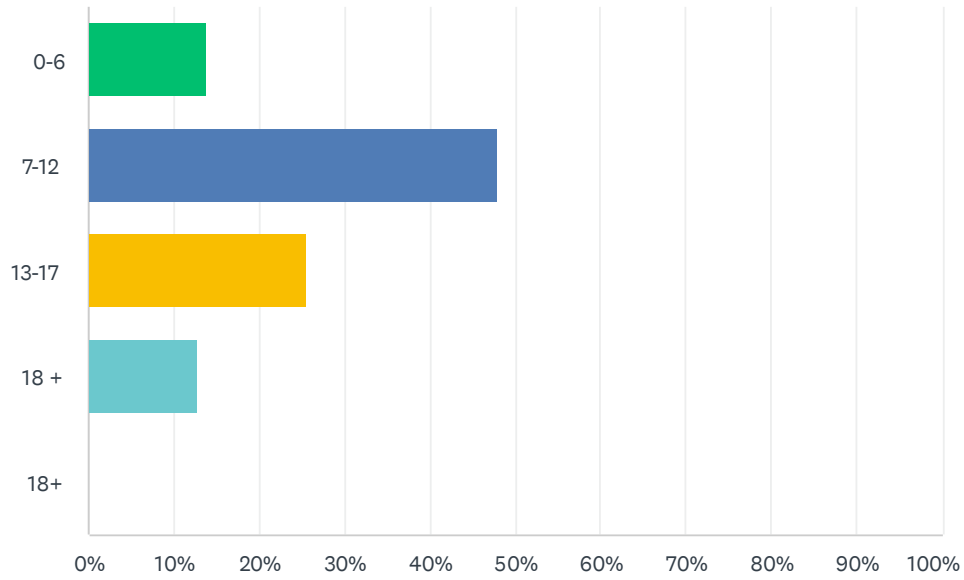


### Q1 What age is your child?

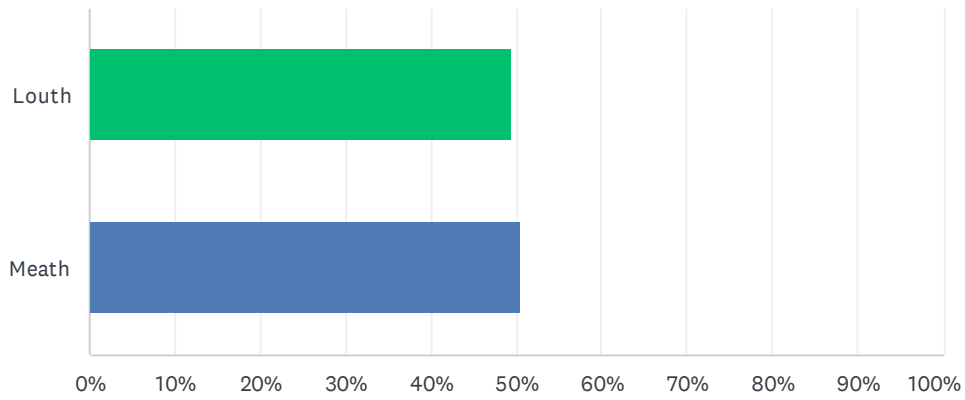
Answered: 94 Skipped: 0



ANSWER CHOICES	RESPONSES	
0-6	13.83%	13
7-12	47.87%	45
13-17	25.53%	24
18 +	12.77%	12
18+	0.00%	0
<b>TOTAL</b>		<b>94</b>

## Q2 What County do you live in

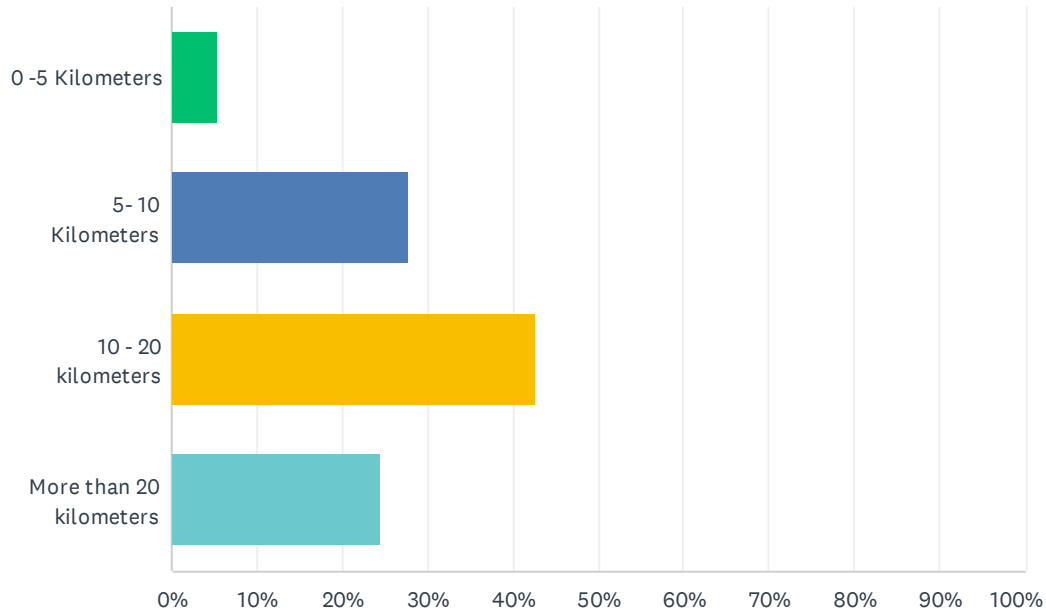
Answered: 93 Skipped: 1



ANSWER CHOICES	RESPONSES	
Louth	49.46%	46
Meath	50.54%	47
TOTAL		93

### Q3 How far are you willing to travel for an activity.

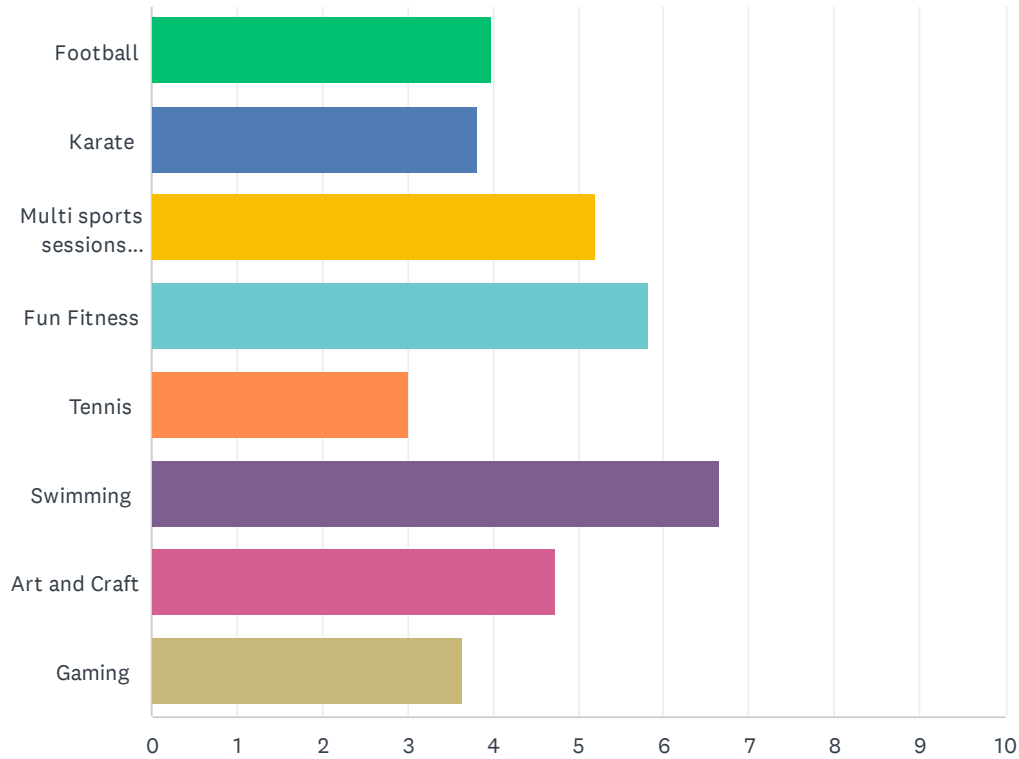
Answered: 94 Skipped: 0



ANSWER CHOICES	RESPONSES
0 -5 Kilometers	5.32% 5
5- 10 Kilometers	27.66% 26
10 - 20 kilometers	42.55% 40
More than 20 kilometers	24.47% 23
TOTAL	94

### Q4 Which activity would your child most like to do? Please rate in order of preference. 1 being most preferred and 8 being least preferred.

Answered: 94 Skipped: 0



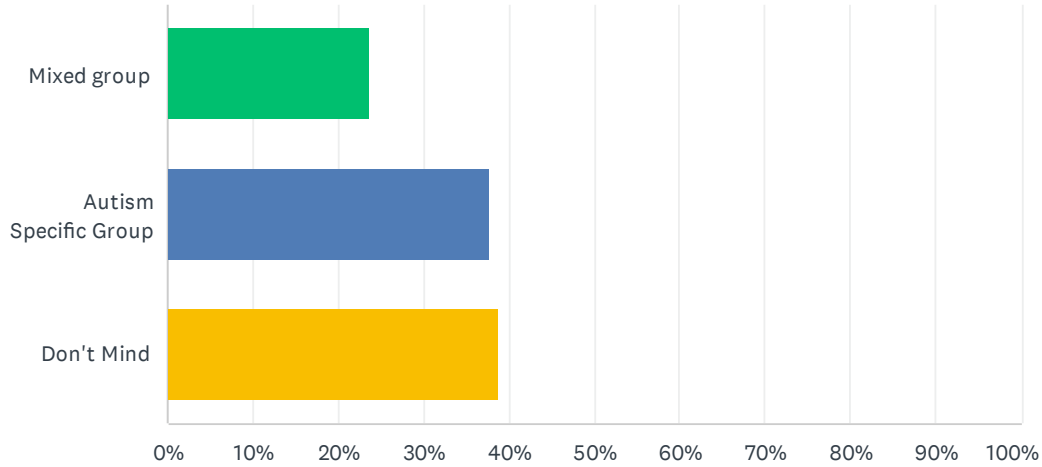
	1	2	3	4	5	6	7	8	TOTAL	SCORE
Football	11.25% 9	6.25% 5	6.25% 5	13.75% 11	15.00% 12	18.75% 15	13.75% 11	15.00% 12	80	3.99
Karate	0.00% 0	13.92% 11	6.33% 5	15.19% 12	17.72% 14	17.72% 14	17.72% 14	11.39% 9	79	3.82
Multi sports sessions (kicking / throwing/ catching)	5.95% 5	17.86% 15	28.57% 24	17.86% 15	13.10% 11	5.95% 5	7.14% 6	3.57% 3	84	5.21
Fun Fitness	11.24% 10	24.72% 22	28.09% 25	21.35% 19	4.49% 4	6.74% 6	3.37% 3	0.00% 0	89	5.83
Tennis	1.32% 1	2.63% 2	6.58% 5	9.21% 7	15.79% 12	17.11% 13	25.00% 19	22.37% 17	76	3.01
Swimming	56.82% 50	10.23% 9	10.23% 9	3.41% 3	10.23% 9	3.41% 3	3.41% 3	2.27% 2	88	6.65
Art and Craft	5.62% 5	21.35% 19	14.61% 13	15.73% 14	10.11% 9	12.36% 11	15.73% 14	4.49% 4	89	4.74
Gaming	14.29% 12	8.33% 7	3.57% 3	8.33% 7	10.71% 9	11.90% 10	7.14% 6	35.71% 30	84	3.64

**Q5 Please list any other activity that your child might like to part take in if not listed in previous question.**

Answered: 69 Skipped: 25

## Q6 Would you prefer your child to be part of a mainstream activity group or autism specific group?

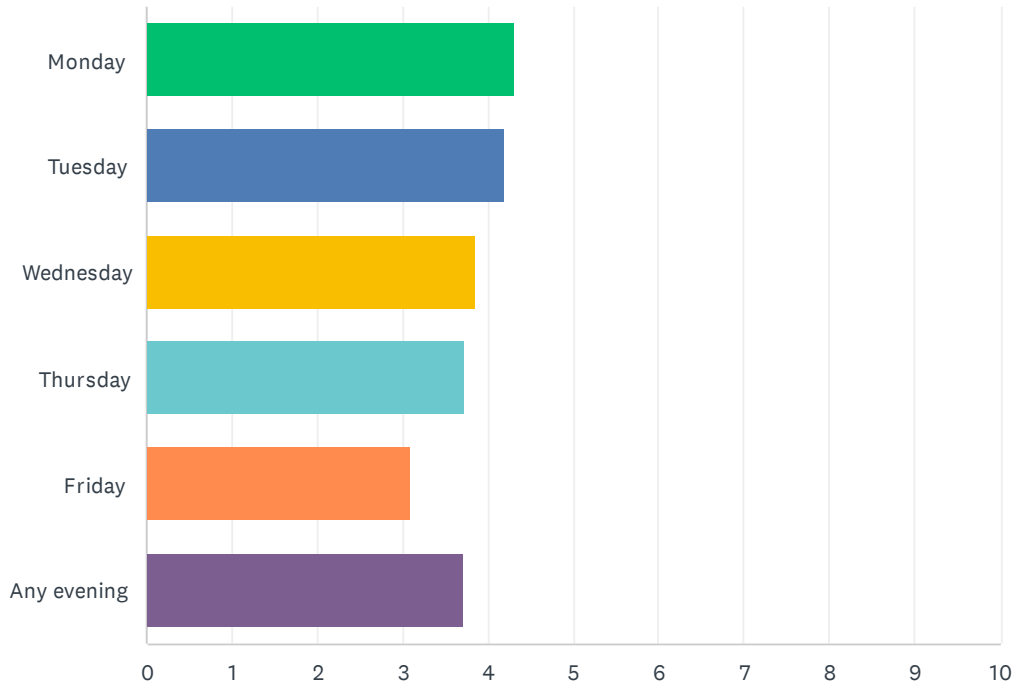
Answered: 93 Skipped: 1



ANSWER CHOICES	RESPONSES	
Mixed group	23.66%	22
Autism Specific Group	37.63%	35
Don't Mind	38.71%	36
TOTAL		93

### Q7 Which evening would most suit your family for an activity? 1 being the most preferred and 6 being the least preferred?

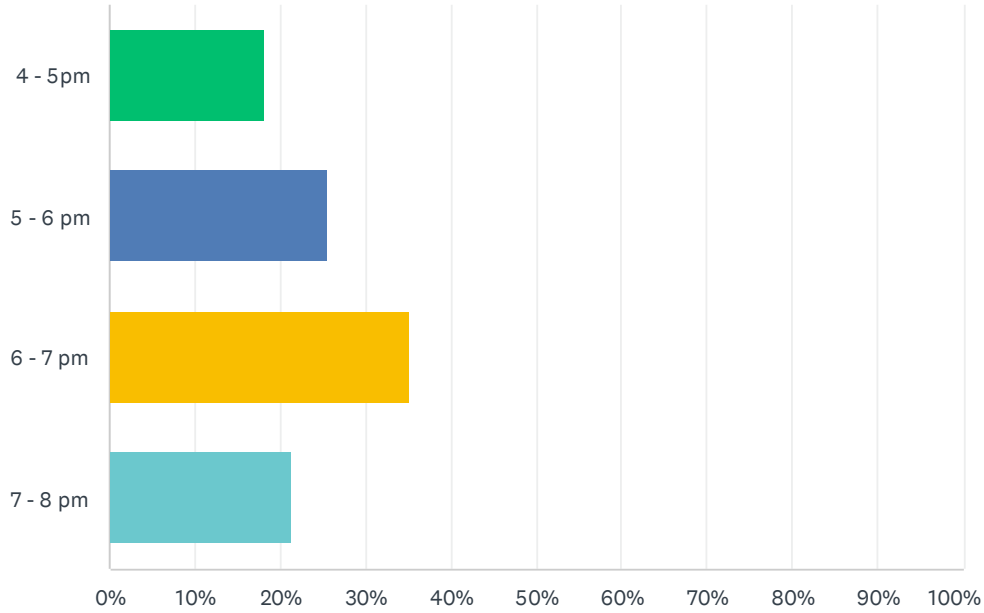
Answered: 94 Skipped: 0



	1	2	3	4	5	6	TOTAL	SCORE
Monday	33.33% 20	26.67% 16	11.67% 7	5.00% 3	11.67% 7	11.67% 7	60	4.30
Tuesday	23.08% 15	18.46% 12	32.31% 21	13.85% 9	6.15% 4	6.15% 4	65	4.20
Wednesday	9.23% 6	21.54% 14	26.15% 17	32.31% 21	9.23% 6	1.54% 1	65	3.85
Thursday	13.56% 8	25.42% 15	11.86% 7	23.73% 14	20.34% 12	5.08% 3	59	3.73
Friday	13.43% 9	14.93% 10	8.96% 6	14.93% 10	26.87% 18	20.90% 14	67	3.10
Any evening	47.83% 33	0.00% 0	4.35% 3	1.45% 1	17.39% 12	28.99% 20	69	3.72

### Q8 What time would most suit your family for an activity? Please select one only.

Answered: 94 Skipped: 0

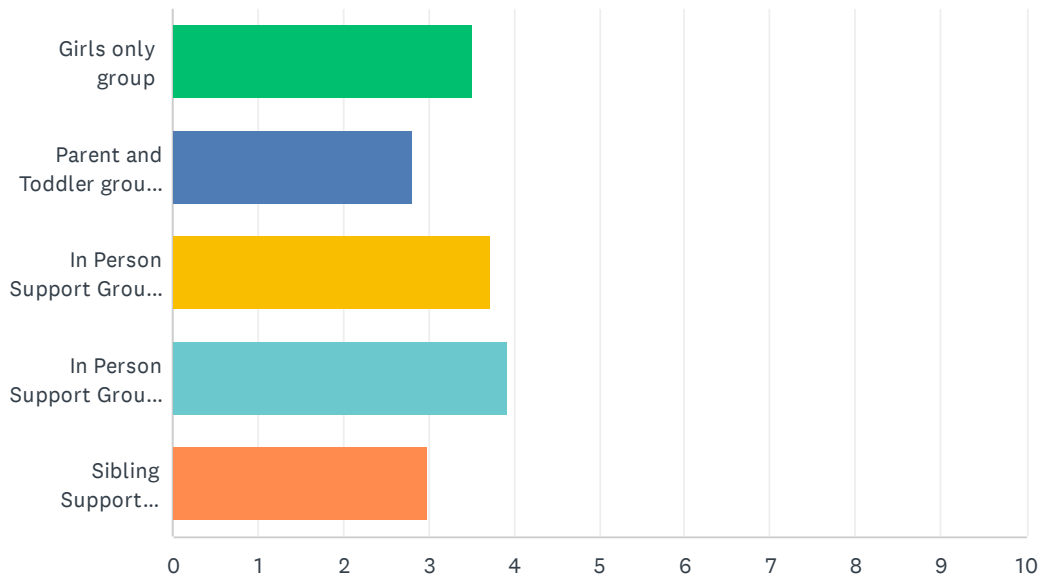


ANSWER CHOICES	RESPONSES	
4 - 5pm	18.09%	17
5 - 6 pm	25.53%	24
6 - 7 pm	35.11%	33
7 - 8 pm	21.28%	20
TOTAL		94



### Q9 Would any of the following activities be of interest to you?

Answered: 83 Skipped: 11



	1	2	3	4	5	TOTAL	SCORE
Girls only group	48.78% 20	9.76% 4	7.32% 3	12.20% 5	21.95% 9	41	3.51
Parent and Toddler group - newly diagnosed or being assessed	13.16% 5	18.42% 7	23.68% 9	26.32% 10	18.42% 7	38	2.82
In Person Support Group Meeting - Mornings	32.73% 18	29.09% 16	21.82% 12	10.91% 6	5.45% 3	55	3.73
In Person Support Group Meeting - Evenings	33.90% 20	37.29% 22	16.95% 10	10.17% 6	1.69% 1	59	3.92
Sibling Support Workshops	29.63% 16	11.11% 6	16.67% 9	12.96% 7	29.63% 16	54	2.98

### Q10 If you would like to be included in our mailing list please give your name and email address.

Answered: 70 Skipped: 24

ANSWER CHOICES	RESPONSES	
Name	100.00%	70
Company	0.00%	0
Address	0.00%	0
Address 2	0.00%	0
City/Town	0.00%	0
State/Province	0.00%	0
ZIP/Postal Code	0.00%	0
Country	0.00%	0
Email Address	97.14%	68
Phone Number	0.00%	0